

SOHNNE®

ASSEMBLY INSTRUCTION

**Corbusier LC2  
Petit Modele Sofa**



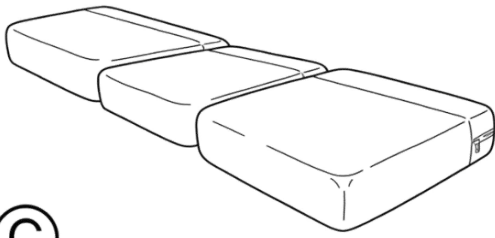
**Welcome Guide**

[www.sohnne.com](http://www.sohnne.com)

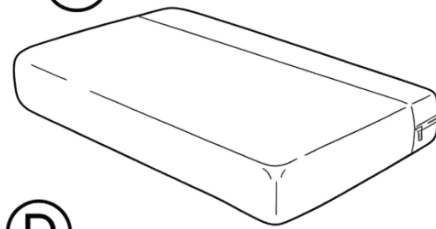
# In the Box

The Corbusier LC2 Petit Modele Sofa arrives as a chrome frame with loose cushions. Identify every cushion and the base before you begin — no tools are required.

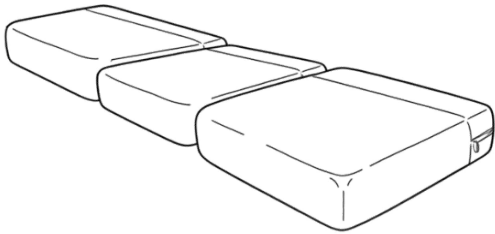
(A)



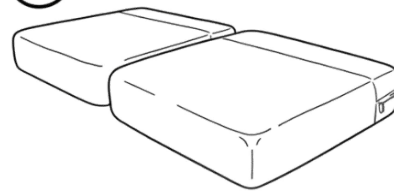
(B)



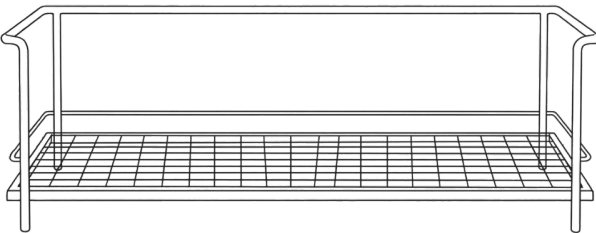
(C)



(D)



(E)



## E • Frame

Chrome-plated steel base with the seat grid. Forms the foundation for every cushion.

**A**

Seat Cushion Top  
QTY 3

**B**

Seat Cushion Bottom  
QTY 1

**C**

Back Cushion  
QTY 3

**D**

Side Cushion  
QTY 2

**E**

Frame  
QTY 1

**TOOLS NEEDED**  
None · hand assembly

1

**Set the frame**

Place the Frame (E) upright on a flat, clean surface with the open top facing up. Verify the base grid is level and stable.

2

**Install the bottom seat pad**

Lay the single long Seat Cushion Bottom (B) on the base grid. Center it so the front edge aligns with the front rail and the pad lies flat end-to-end.

3

**Add the three seat tops**

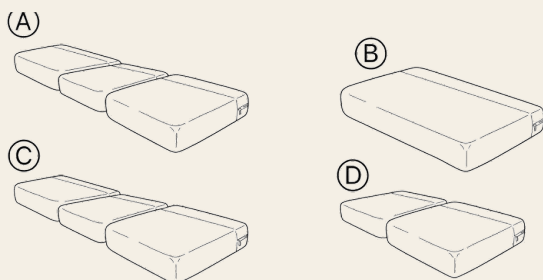
Place the three Seat Cushion Tops (A) on top of B, positioned left, center, and right. Push them back until they touch the rear rail, keeping the gaps even.

4


**Fit the side cushions**

Insert both Side Cushions (D) vertically against the inside of each arm. Seams and piping face outward toward the chrome rails. Press down so they sit snugly on the seat pads.

CUSHIONS · A-D



FRAME · E



5

## Insert the back cushions

Place the three Back Cushions (C) along the back from left to right. Press each down and slightly back so they lock the side cushions and sit level with the top rail.

6

## Align and square


Check that top edges are even with the rails and the seat tops (A) sit straight with consistent spacing. Make sure no corners are tucked or twisted.

7

## Final check

Sit briefly, then re-square any shifts. Ensure the long bottom pad (B) hasn't crept forward; if it has, push it back so all seat tops touch the back cushions.

FINISHED · LC2 SOFA



SOHNNE®

@sohnne

SHARE · REVIEW · EARN

# Worth sharing.

\$100

FOR A VIDEO REVIEW

\$50

FOR A PHOTO REVIEW

 Tag us @sohnne

[www.sohnne.com](http://www.sohnne.com)